



## A more modern aesthetic quality

A clear functional design providing a high-quality image with exceptional ease of use.


### n **Comfort**

- > Soft, rounded shape that's comfortable to hold.
- > Large screen for improved visibility.
- > Ergonomically-designed buttons.
- > Discreet wall clip.



### n **Harmony**

A choice of two finishes to match all décors.



**Pure**  
A subtle tone that blends seamlessly into all interiors.



**Silver**  
For modern interiors bursting with technology.

## The very best benefits



**EXCLUSIVE TO SOMFY**



### n The "my" button


Use this button to set your favourite position for a product group and recall it again instantly.




*E.g.: Set the office roller shutter to the ideal position to avoid sunlight glare on the computer screen.*

### n **Security**

- > Close all roller shutters on the ground floor with a single click, with no need to check each shutter individually – total peace of mind in an instant!



- > Enjoy a peaceful night's sleep, once you close all the roller shutters in the house in the evening with a single click... with no risk of forgetting one.





## Telis 16 RTS

The comfort of central control is now available.

The new Telis 16 RTS remote control has 16 channels and can control all house applications, including roller shutters, patio awnings, indoor blinds, vertical blinds, skylight blinds, etc.

### New:

Intuitive programming and an easy-to-use interface:  
 > The remote control is easier to use.  
 > They can programme the control themselves, as and when required, to suit their needs.

You therefore save time on your projects!



## Clearer vision

A large screen, detailing all information, which can be read comfortably. You can assign each channel a name, icon and/or number.

### What does it look like?



E.g.: The screen on the office



E.g.: The roller shutters on the first floor



E.g.: The roller shutters on the roof



E.g.: All blinds and roller shutters in the house



### How does it work?

- Signal indicator
- Large screen LCD display
- Channel number
- Product icon
- Low battery alert
- Product name (up to 8 characters : 7 letters + 1 number)
- Selection button
- Navigation keys
- Up/down/favorite position "my" button

## Easier programming

- n Create up to 16 groups:
  - > Either several products in the same room or several applications on the same façade, operated from a single unit.
  - > Or a single product, to be operated in stand-alone mode.

### How does it work?

Creating a group couldn't be easier. The procedure is the same as that used for other multi-channel RTS control units.

## Greater customisation

Once you have created a group of products, you can view and name the group with a few simple clicks, making the group easier to identify on the remote control screen.

### How does it work?

- n If you want you can assign one or more icons based on the products in each group.



- n If you want you can name each group. The name can be up to 7 letters and 1 number.

