


# smooove<sup>®</sup>

THE NEW, WIRELESS, WALL-MOUNTED RANGE FROM SOMFY



HOME MOTION by  
**somfy**<sup>®</sup>

# Smoove

SMOOVE IS REVOLUTIONIZING THE IMAGE OF WALL-MOUNTED CONTROL UNITS.  
DEVELOP A STRONG ADDED-VALUE OFFER WITH INNOVATIVE TECHNOLOGY,  
ESTHETICS AND FLEXIBILITY.

## Clear interaction

A discreet audible signal and light indicator

*Whenever you select a movement or action, Smoove emits an audible click and provides visual feedback. The graphical symbols are accompanied by a tactile relief.*

## Touch-sensitive technology

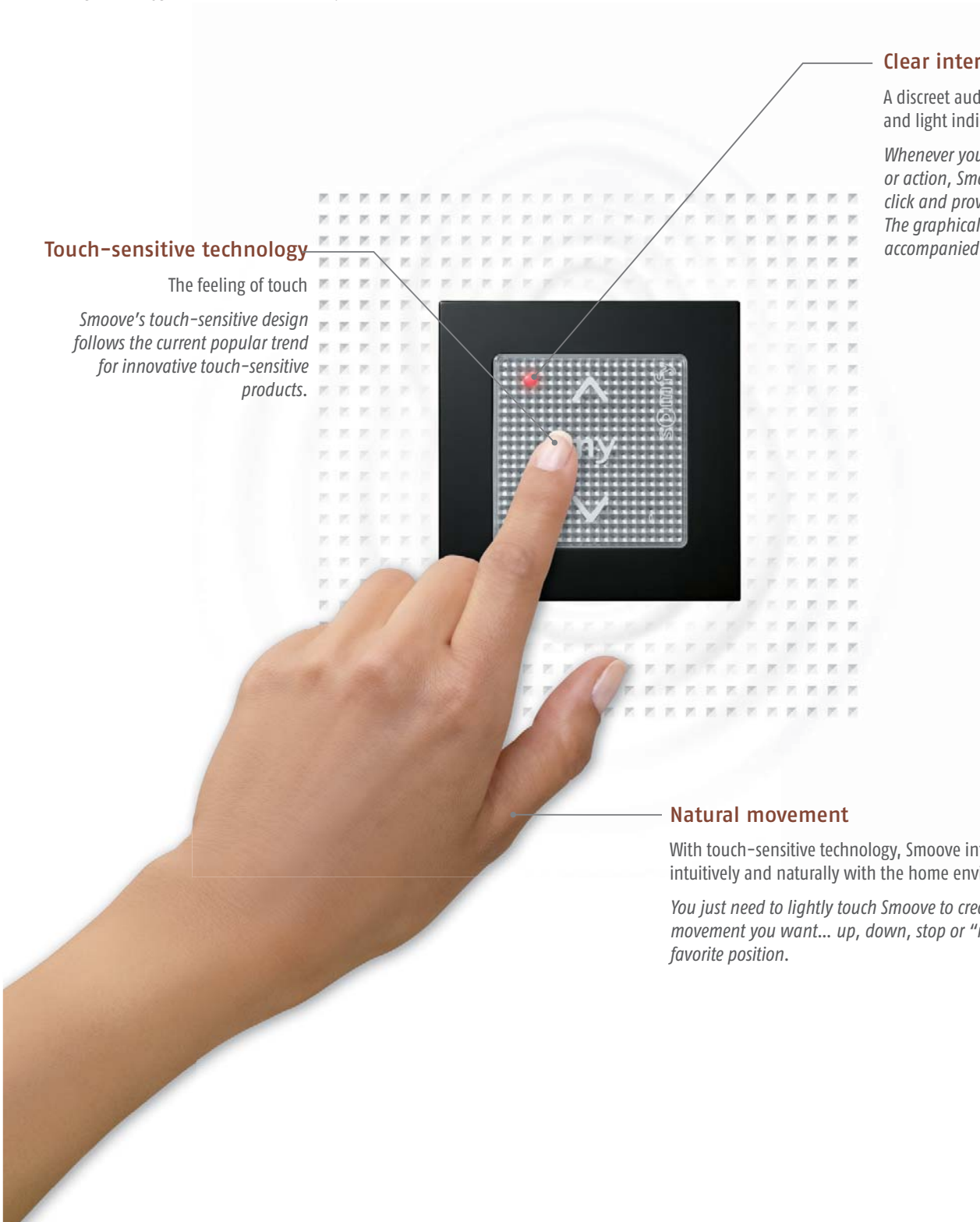
The feeling of touch

*Smoove's touch-sensitive design follows the current popular trend for innovative touch-sensitive products.*

## Natural movement

With touch-sensitive technology, Smoove interacts fluidly, intuitively and naturally with the home environment

*You just need to lightly touch Smoove to create the movement you want... up, down, stop or "my" favorite position.*




## SUSTAINABLE DESIGN

Consumers are showing a clear demand for products with a timeless esthetic value. Smoove has a pure, simple, timeless appearance that fits into all décors.

## A SIMPLE CHOICE... WITH A WIDE RANGE OF COMBINATIONS

Smoove central modules come in five different finishes...



... available with a wide range of Somfy frame colors




# Smoove

## A WIDE RANGE OF FUNCTIONS

The feeling of movement... for all applications

### For VERTICAL openings

Roller shutters, Venetian blinds, patio awnings, indoor blinds, vertical garage doors.



Up  
Stop or "my" favorite position  
Down

### For HORIZONTAL openings

Curtains, swinging shutters, gates.




Open  
Stop or "my" favorite position  
Close

## EXCLUSIVE TO SOMFY

### The "my" Function

Memorizes the favorite position of a product and allows you to find it instantly by pressing the "my" button. Simple to program and to modify.



### Battery low indicator


Helps with your remote diagnosis (remaining battery life) and ensures that the user's control unit will always be on.

### CHARACTERISTICS MODULE

Size	50x50x10mm
Protection Index	30
Battery	3V - Number 1 - Type CR2430
Battery lifetime	3 years
Radio frequency	433.42MHz
Antenna	integrated
Protocole	RTS
Operating temperature	0°C / +60°C
Weight	24g

### CHARACTERISTICS FRAME

Size	80x80x10mm
Wall support size	70x70mm
Wall support provided - except with Pure frame	



### Smoove RTS module (back view)

On/off button  
Prog button

## BENEFITS FOR YOU

### Intelligence in action

#### Innovative yet simple

##### Offer a customized installation

- Range of colors and frames to suit all décors.
- Perfectly tailored to your clients' needs with a wide range of functions.

##### Easy installation

- Simple and flexible to install with no wires, no cables and no damage to décor.
- Easy to use, with an audible signal (beep) when the module is switched on via the on/off button and when the end-of-travel points are set.
- Option to hide pre-positioned recess boxes in new-build projects.

#### Your clients will appreciate Smoove's innovative features

##### New, timeless look

- A choice of colors and materials to suit all styles.

##### Touch-sensitive, reliable technology

- Intuitive, fluid movement for total control over the home.

##### A choice of radio technologies

- Including io-homecontrol® technology, which is interoperable with a range of applications from other major home equipment brands, helping users to move towards the "intelligent home".

##### Quick, wire-free installation

- Smoove is a wireless control unit that is easy to install absolutely anywhere, without damaging the walls.



